



WE BUILD RIDERS' CONFIDENCE.



***SS SETUP***  
***USER MANUAL***

[WWW.RACINGBOY.COM.MY](http://WWW.RACINGBOY.COM.MY)



RCB SS (Smart Suspension) Setup App allows user to personalise suspension settings remotely on the motorcycle.

Connected through wireless RCB bLink, the user can adjust rebound and compression damping with ease.

User can set up the suspension preferred settings depending on different usages such as single or duo riders, highway, hill or any road conditions.

With the right setup, you will have confidence on road handling.

## RCB SS Setup App Logo



## RCB SS Setup App Download



iPhone/iPad



Android Phone/Tablet



\*RCB SS Setup user manual pdf can be download from official RCB website, [www.racingboy.com.my](http://www.racingboy.com.my)

Thank you for purchasing this product. Please read the instructions carefully.

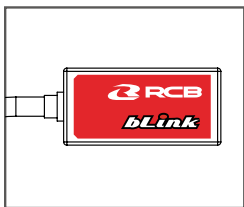
**⚠ ATTENTION!**

A shock absorber is an important part of a vehicle, in which stability and safety must be taken into consideration. This product was developed and designed exclusively for the specified vehicle model and shall only be installed on the intended vehicle model in its original condition as delivered from the vehicle manufacturer.

1. Upon installation, please ensure that the environment is clean, as it may affect the product's precision and efficiency.
2. We shall not be held accountable and shall not accept any liability, obligation or responsibility whatsoever for any damage on the item during assembly and / or disassembly.
3. Please ensure a safe and controlled environment during adjustments / calibration.



SS ECU



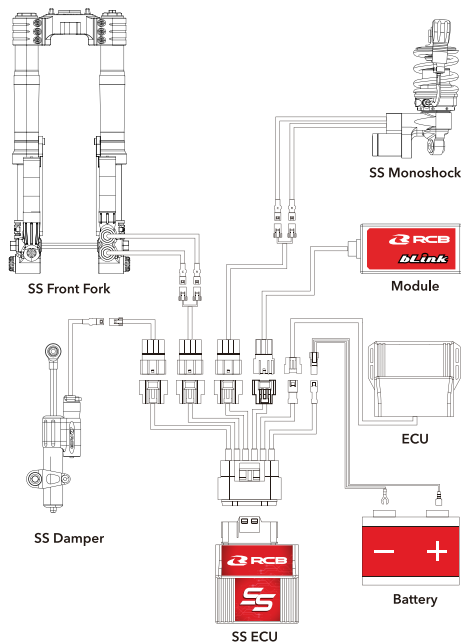
**bLink** MODULE

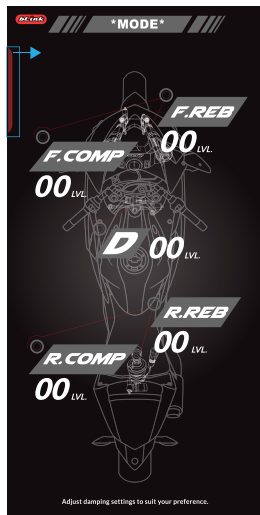


**⚠ ATTENTION!**

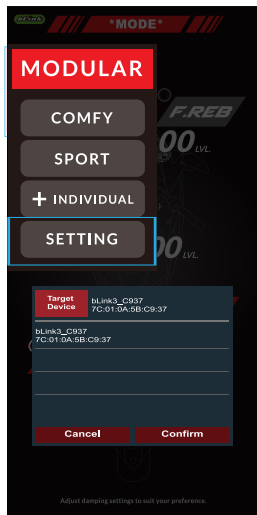
***bLink* Installation**

IMPORTANT: When installing the *bLink* module, please ensure that the cable is positioned and kept securely at a downward direction. This is to avoid any potential water damage.






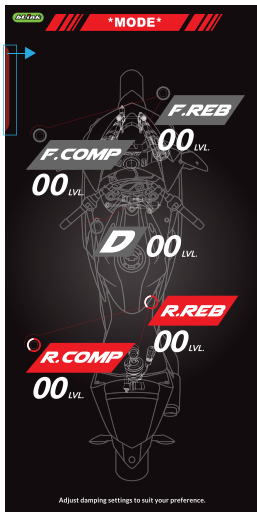
- Drag the side panel to the right and open up the “MODULAR”



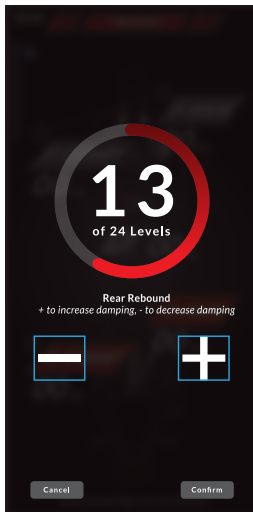
- Press “SETTING” and pair your mobile device to the SS SETUP App



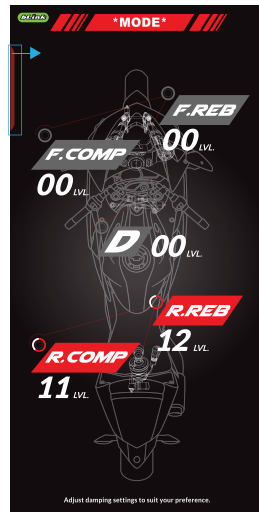
- The “bLink” icon will turn green once connected to the device and the connected damping icons will turn red automatically



- Press the "R.COMP" icon to change rear suspension compression to your preference
- Press the "R.REB" icon to change rear suspension rebound to your preference

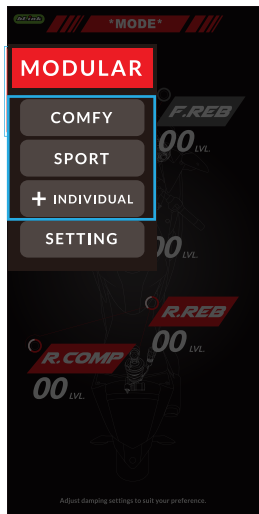


- Press "+" to increase damping up to 24 levels max
- Press "-" to decrease damping

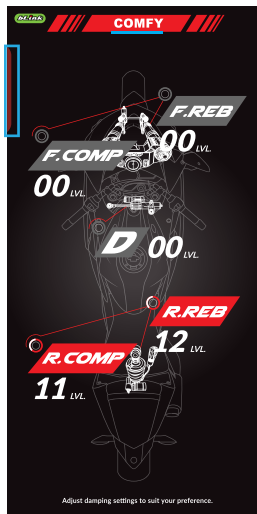


- The levels value that you have set will be shown, indicates the setup is completed

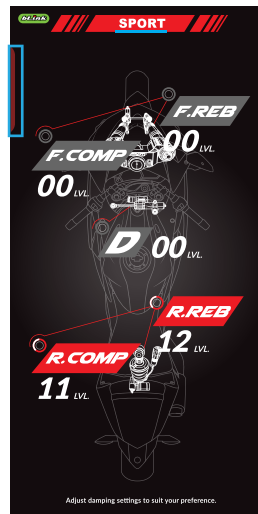
## HOW TO PERSONALISE



- Select suspension settings by choosing either the default "COMFY" mode or "SPORT" mode
- You can personalise your own suspension settings on the motorcycle by pressing the "+ INDIVIDUAL" icon



- When "COMFY" mode is activate, the application will automatically soften the rebound, compression and lighten the steering feedback, resulting in a plush ride for easy maneuver



- When "SPORT" mode is activate, the application will automatically stiffen the rebound and compression resulting in a sportier ride for firm maneuver





Developed by Racing Boy Corporation

If you wish to know more detailed product information,  
please visit our facebook or official RCB website:

 [racingboy.global \(Malaysia\)](https://www.facebook.com/racingboy.global)

<http://www.racingboy.com.my>

DISTRIBUTED BY:



MENG KAH AUTO PARTS TRADING SDN. BHD.

No.40, Jalan TPP5, Taman Perindustrian Putra,  
47130 Puchong, Selangor Darul Ehsan, Malaysia.

A GLOBAL BRAND OF **MKA**

Contact:  
Tel: +603 5033 5833  
Fax: +603 2773 9011  
Email: [Info@mengkah.com](mailto:Info@mengkah.com)  
Website: [www.racingboy.com.my](http://www.racingboy.com.my)

AWARDS:

